



Year 11 Parental Engagement Evening

The presentation will start at 6pm

Please ensure that your camera is off and that your microphone is on silent



Year 11 Parental Engagement Evening

Mr Robson - Head of Learning Year 11

Miss Pritchard - Deputy Head Teacher

Ms Allen - Acting Director of Sixth Form

Why Year 11 Matters



- Final year of GCSE / key qualifications
- Sets the foundation for post-16 choices (Sixth Form, College, Apprenticeships)
- Impacts future career and education pathways
- Time passes quickly — the year goes fast!

Academic Expectations

- Attendance & punctuality are crucial (aim for 96%+)
- Consistent homework & revision routines
- Meeting deadlines for coursework / controlled assessments
- Positive behaviour & attitude to learning




MOCK Exam period



- Tuesday 6th January – Tuesday 20th January
- Return to school on Wednesday 21st January – 6th Form Taster Day
- Morning exams 08.40
- Afternoon exams 13.10
- Be prepared – know what you are allowed to take in and what you can't.

Study Skills and Revision



- Revision timetables
- Specifications/PLCs and RAG rating
- “Eat the Frog”
- Resources
- Revision techniques: Revisit/ Retrieve/ Recall
- Past papers
- Artificial Intelligence
- Space and place
- In-school support
- Mobile phones and tech

WEEKLY REVISION PLANNER

TIME	MONDAY	TUESDAY	WEDNESDAY	THURSDAY	FRIDAY	TIME	SATURDAY	SUNDAY

	Sunday	Monday	Tuesday		Saturday	Monday	Tuesday	Wednesday
1	History Medicine	Chemistry CC7a-c	Eng Lit	Chemistry Exam Paper	Physics Paper 1 2.27 - 2.31 5.7 - 5.11 5.20 - 5.21	Physics Topic 3 Conservation of energy	Chemistry Properties of Ionic bonding CC9	Physics 5.22 - 5.24 Workbook p 157, 158, 159
2	Chemistry Explain formation of crystals during crystal Chromatography Distillation	Chemistry CC7d	Chemistry CC9	History WWI	History WWI Chapter 2	Chemistry CC5	Physics 6.23 - 6.32	History WWI Chapter 4?
3	History WWI	History medicine	History medicine Koch	Bus St Paper 2 stuff Use checklist	Food The effect of cooking on food chapter Just revision/learning	History	History WWI Chapter 3	Chemistry CC13a7b
4	Physics Conservation of energy	Chemistry CC8c, CC8d	Chemistry CC10	Chemistry workbook	History Medicine Koch Griffith	Physics 4.17 Core Practical	Chemistry CC13a	Food Revision Qn sheet x 15 mins Revision workbook x 30 mins
5	Chemistry Water purification Isotopes Measleleeu	History WWI	History WWI Moroccan Crisis x2 Crisis in Balkans	Chemistry Exam Paper or Physics	Biology Paper 2 Topic 1	Bus St 3.2.2	History Medicine Women + WWI p 194	History Medicine WWI + improvements in medical treatment p 195 - 198
6	English Lit	Physics Waves	Physics Light + electro- magnetic Spectrum	History Medicine	Business St P2 PLCs benefits + drawbacks The purpose of Bus Plan Main Sectors	History Medicine Magic bullet Gott Achen + war	Bus St 3.2.3	Bus studies 3.5.3
7	Seneca Chemistry Periodic table CC4a, CC4b, CC4c	Eng Lit	Chemistry Autumn Term workbook Eng Lit	Chemistry Seneca	Chemistry P2 CC4	Food Revision Qn sheet	Food Revision Qn sheet	Chemistry CC13c

5 TOP TIPS FOR EFFECTIVE EXAM REVISION

AS RECOMMENDED BY PREVIOUS UNIVERSITY STUDENTS!*

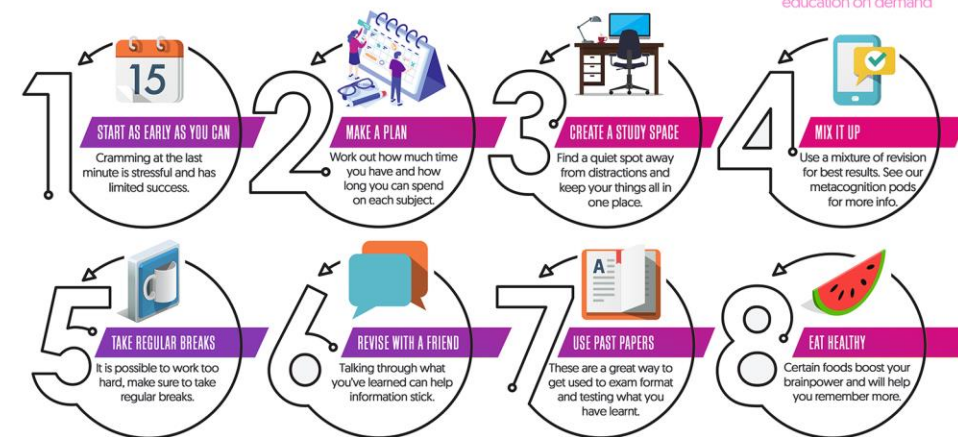


TOP REVISION TIPS

Don't let the stress of revision overwhelm you. Stay in control with these top tips.



gcsepod
education on demand



[gcsepod.com](https://www.gcsepod.com) | info@gcsepod.com | 0191 338 7830

4 Methods of Retrieval Practice

@ImpactWales

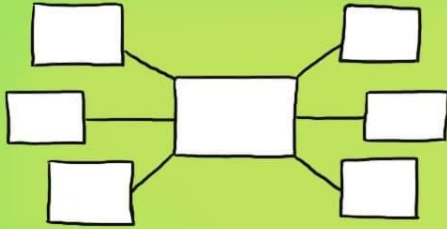
Before you start put away all your books & classroom materials.

Retrieval Practice Examples

- * Exit Tickets
- * Starter quizzes
- * Multiple choice quizzes
- * Short answer tests
- * Free write
- * Think, pair, share
- * Ranking & sorting
- * Challenge grids

BRAIN DUMP

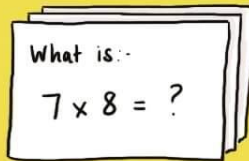
Write, draw a picture, create a mind-map on everything you know about a topic.



Give yourself a time limit, say 3 minutes, then have a look at your books & add a few things you forgot.

FLASHCARDS

Create your own flashcards, question on one side answer on the other. Can you make links between the cards?



You need to repeat the Q&A process for flashcards you fail on more frequently & less frequently for those you answer correctly.

QUIZZING

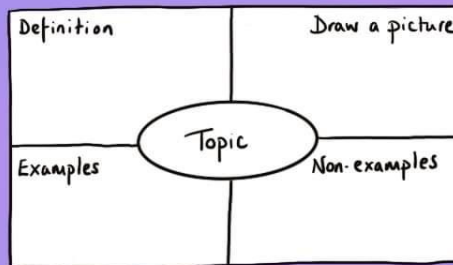
Create practice questions on a topic. Swap your questions with a partner & answer.

Question - What is a metaphor?

- A comparison using 'like, as, than'.
- A comparison where one thing is another.
- A comparison with a human attribute.

KNOWLEDGE ORGANISERS

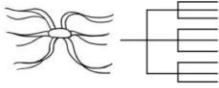











Complete a knowledge organiser template for key information about a topic.



You can use knowledge organisers to learn new vocab & make links in between subjects or ideas.

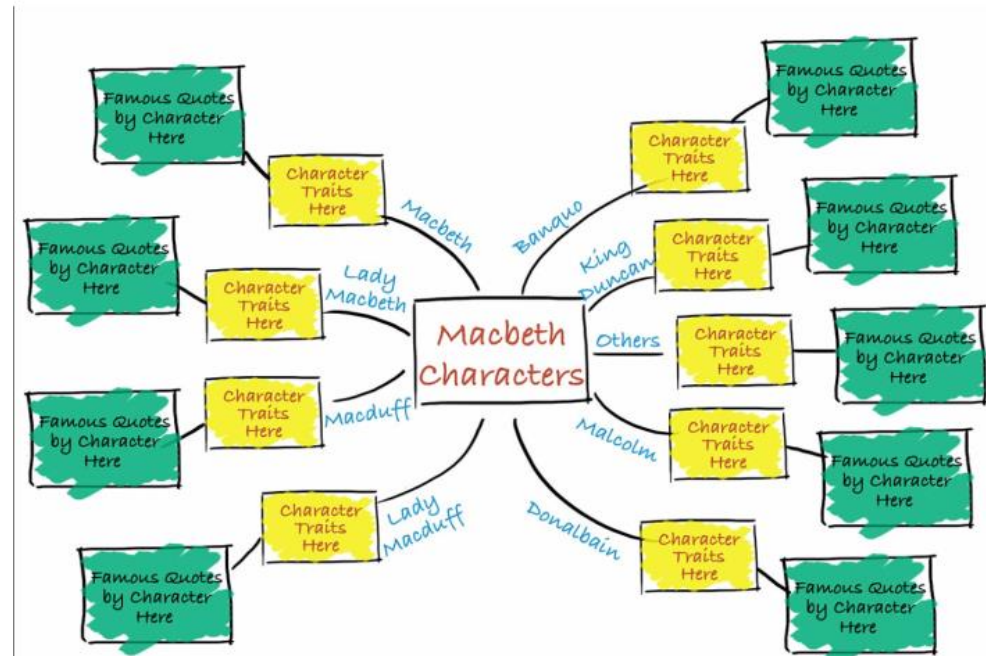
After you have retrieved as much as you can go back to your books & check what you've missed. Next time focus on that missing information

Learning/Revision Techniques

<p>Map It</p> <p>Create a mind map of the key points.</p> 	<p>Journey It</p> <p>Remember lists of information by placing images on a journey.</p> 	<p>Index It</p> <p>Transfer the key points to index cards.</p> 
<p>Story It</p> <p>Create a weird and vivid story using the key points.</p> 	<p>Mnemonic It</p> <p>Use the first letter of key words to create a sentence.</p> <p>A well known example:</p> <p>Never Eat Shredded Wheat</p> 	<p>Click It</p> <p>Create a presentation about the key points.</p> 
<p>Flip It</p> <p>Write questions and answers and flip it anywhere.</p> 	<p>Timeline It</p> <p>Place key points along a line in date order.</p> 	<p>Sing It</p> <p>Set key points to some familiar music/rap.</p> 
<p>Record It</p> <p>Use your mobile to record yourself explaining the key points and play it back regularly.</p> 	<p>Post It</p> <p>Write key words on to Post Its and stick them around your room.</p> 	<p>Comic It</p> <p>Create your own comic strip using the key points.</p> 

The Life Skills Company © 2017

create a great mind map






© Beaverwood Supply Co. Ltd : FM34

Supporting Learning at Home




- Provide a quiet, structured study space
- Encourage a regular routine (revision timetable)
- Show interest — ask about what they're studying
- Limit distractions (e.g. phone, games during revision)
- Celebrate effort, not just results

Wellbeing & Balance



- Year 11 can be stressful – mental health matters
- Encourage breaks, exercise, sleep, and talking openly
- Recognise signs of stress or burnout
- Let us know early if you have concerns – we can help

Post-16 Pathways



- Options: Sixth Form, College, Apprenticeships, Training
- Applications usually open in November
- Careers interviews and guidance available in school
- Encourage exploration of interests and strengths

Sixth Form Open Evening

Thursday 13th November 2025



+1/4 

AVERAGE
grade per subject
at A Level





Why stay?

- ▶ **Girls shine brighter here** — confidence, leadership, achievement
- ▶ Personalised pathways — **Oxbridge** to apprenticeships
- ▶ Academic excellence *and* genuine wellbeing

Beyond the classroom

- ▶ Leadership and mentoring
- ▶ Enrichment, travel, adventure
- ▶ A culture built on kindness and ambition

Join us tomorrow!

- ▶  5-7.30pm
- ▶  Meet students and teachers
- ▶  Explore 27 A Level subjects
- ▶  Chat with us and see what's new

How Parents Can Help Us



- Ensure good attendance & punctuality
- Monitor homework & revision
- Communicate with us – share concerns early
- Encourage resilience and independence

Questions submitted via MS Form

Q1: How are you selecting certain students for trips to prestigious universities such as Oxford and Cambridge?

A: As demand for these trips is very high, we used a fair system based on **students' mock results and most recent grade card**, considering both achievement and effort. We also ensured all eligible **Pupil Premium** students were offered a place.

Although places are limited, we were able to take nearly **60 students across the three events**. Some top performers chose not to attend, allowing others to take those spots.

Q2. How much guidance are you giving the girls in regards to studying / revision they should be doing in preparation for GCSEs?

A: Hopefully, you feel this has been answered.

Questions submitted via MS Form

3. I am wondering if there any past papers or resources available for all the subjects.

A: Each subject teacher will direct the students to appropriate resources. Some subjects use online revision guides, Science use Isaac Science, PE use The EverLearner for example. Most exam board's websites will have a range of past papers available to use. There are revision guides available to buy.

4. Can you clarify the available paths outside of the 3 selected A levels- 4th A level, EPQ, DofE gold etc....

A: For information on this – please attend the 6th Form Open Evening on Thursday



The Big Build

Mr Michael Cockcroft

